

Bag Filter Housings

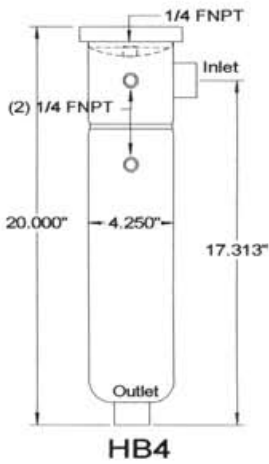
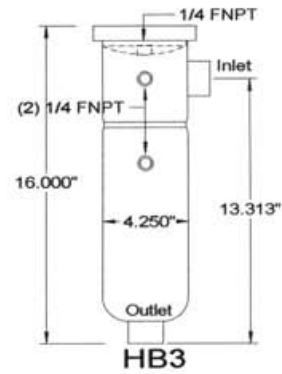
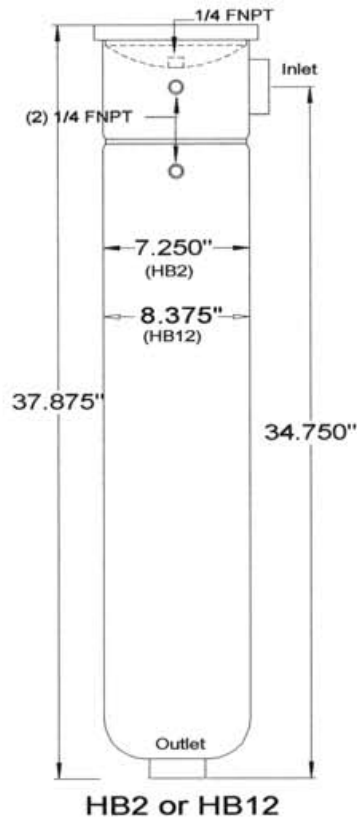
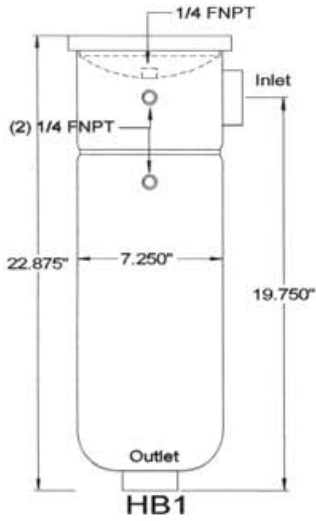
Quick opening clamp design, 150 psig



- AMBF offers a full line of **heavy duty** liquid bag filter housings with a **quick open clamp design**
- Five Standard Sizes to Accommodate Flow Rates from **5 to 225 GPM** with basket only
- Accommodates **#1, #2, #3, #4 & #12 Size Filter Bags**
- Available in **Carbon, 304 and 316 Stainless Steel**
- All housings are **built in the USA**
- Housings have a lid vent, drain port and gauge ports
- **Connection choices** are NPT Female ports which protect threads during shipping or 150# ANSI flanges
- **Adjustable legs** for easy installation*
- **Support baskets** are stainless steel with 9/64 perforations
- **Epoxy power coated** to offer a long life
- Housings can accept **different mesh** lined baskets per your application
- Housings are rated at **150 PSI** inlet pressure at 200°F
- Housings are supplied with **Buna-N seals**

* Not included with HB3 and HB4

***Please call with all of your applications
(219) 866-3500***



Max Flow Rate	Housing Size	Basket Size (inches)
50 gpm ¹	HB3	6
	HB4	12
100 gpm ¹	HB1	15
200 gpm ¹	HB2	30
225 gpm ¹	HB12	30

¹ Basket only; flow rates are less with filter bag installed

Building a Part Number

BAG SIZE	BASKET SIZE	PIPE SIZE (INCHES)	TYPE	MATERIAL	STYLE OF OUTLET
HB3	6	1.5	A	C	B
HB3	6	1, 1.5, 2	A = NPT B = Flange	C = Carbon 4 = 304 SS 6 = 316 SS	S = Side B = Bottom
HB4	12	1, 1.5, 2			
HB1	15	2, 3*, 4*			
HB2	30	2, 3*, 4*			
HB12	30	2, 3*, 4*			

* 3" or 4" in flange connection only



1030 E. Elm Street • Rensselaer, IN 47978
 PH (219) 866-3500 • FAX (219) 866-3570

Visit **AMBF's** website for all of your filtration needs!
www.AmericanMeltBlown.com